



# How To Clean Floor Mats

## DigiPrint HD & Grand Impressions HD

- Vacuum daily or as needed; Use steam cleaning for wet soils and dry vacuum for dry soils
- Deep clean using an upright extraction method
- May be pressure washed/hosed off and hung to dry
- Winter Months - use a nylon brush/broom before vacuuming to loosen soils
- Solvent free cleaner only
- Fully launderable in industrial-size machine

## Hog Heaven Impressions & Cushion Max Impressions




- Sweep/brush or hose off daily as needed
- Deep clean using low moisture or wet extraction method
- Hang to fully drain/dry
- Solvent free cleaner only

## SuperScrape Impressions & Floor Impressions

- Sweep or hose off daily as needed
- Pressure wash for a deep clean
- Hang to fully drain/dry
- Solvent free cleaners only

## Waterhog Inlay

- Vacuum daily or as needed. Use steam cleaning for wet soils and dry vacuum for dry soils
- Deep clean using an upright extraction method
- May be pressure washed/hosed off and hung to dry
- Winter Months - use a nylon brush/broom before vacuuming to loosen soils
- Solvent free cleaner only



# How To Clean Floor Mats

## Routine Maintenance

	Dry Vacuum	Steam Clean	Sweep/ Brush	Hose Off	Spot Cleaned	Rinsed	Drain/ Dry	Pressure Wash
DigiPrint	✓	✓	✓		✓	✓	✓	
DigiPrint HD	✓	✓	✓		✓	✓	✓	
Grand Impressions HD	✓	✓	✓		✓	✓	✓	
SuperScrape Impressions			✓	✓	✓	✓	✓	✓
WaterHog Inlay	✓	✓		✓	✓	✓	✓	
Floor Impressions	✓	✓	✓	✓	✓	✓	✓	✓
Hog Heaven Impressions			✓	✓			✓	
Cushion Max Impressions			✓	✓			✓	
Flocked Olefin	✓				✓			

## Deep Cleaning

	Solvent Free Cleaner	Low Moisture Extraction	Wet Extraction	Pressure Wash	Rinse	Drain/ Dry
DigiPrint	✓		✓		✓	✓
DigiPrint HD	✓		✓		✓	✓
Grand Impressions HD	✓		✓		✓	✓
SuperScrape Impressions	✓	✓	✓	✓	✓	✓
WaterHog Inlay	✓	✓	✓		✓	✓
Floor Impressions	✓	✓	✓	✓	✓	✓
Hog Heaven Impressions	✓	✓	✓		✓	✓
Cushion Max Impressions	✓	✓	✓		✓	✓
Flocked Olefin	✓	✓	✓		✓	✓